



DAILY MARKET REPORT

Colombo Stock Exchange - Day End Summary

Tuesday, June 23, 2026

Prepared by
Senfin Research

Daily Report

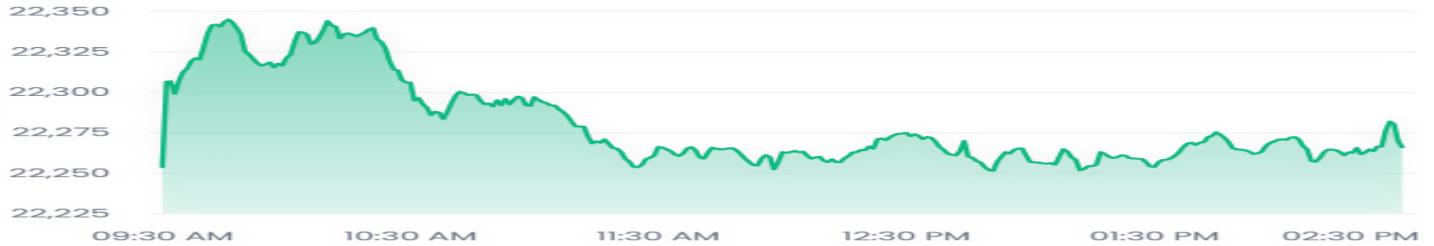
CSE Trade Summary

Market Ends the Day Positively	Today	Previous	Chg	Chg (%)	YTD Chg	YTD (%)
CSE All Share Price Index (ASPI)	22,256.5	22,253.5	3.0	0.01	(367.8)	(1.6)
S&P SL 20 Index	6,193.7	6,195.7	(2.1)	(0.0)	36.3	0.6
RSI	52.9	52.8				
Value of Turnover (LKR Mn)	1,563.2	1,183.4	379.8	32.1		
TRI on All Share (ASTRI)	34,783.7	34,779.1				
Foreign Purchases (LKR Mn)	1.5	3.9				
Foreign Sales (LKR Mn)	226.6	158.6				
Foreign Net Flow (LKR Mn)	(225.1)	(154.7)				
Volume of Turnover (No. in Mn)	65.1	44.3				
Market Capitalization (LKR Bn)	8,074.5	8,073.2				

Market Valuation	
PER (x)	11.7
PBV (x)	1.4
DY (%)	2.9

Intra-Day Trading of ASPI

Exchange Date	Opening Index	Day's High	Day's High - Opening Index	Day's Low	Day's Low - Opening Index	Closing Index	Intra-Day Point Change	% Change
23-Jun-2026	22,253.52	22,346.06	92.54	22,249.15	-4.37	22,256.49	2.97	0.01%



Top Gainers and Top Losers

Top 5 Gainers	Price (LKR)	Chg (LKR)	Chg (%)	TTM EPS (LKR)	BVPS (LKR)	DPS (LKR)	PER (x)	PBV (x)	DY
BOGA	137.50	11.00	8.70%	2.95	15.12	-	N/M*	9.09	-
HEXP	160.00	9.75	6.49%	10.78	63.47	-	14.84	2.52	-
BERU	3.30	0.20	6.45%	0.00	0.64	0.10	N/M*	5.16	3.03%
COLO	40.90	2.40	6.23%	4.28	41.00	-	9.56	1.00	-
LCEY	41.10	2.20	5.66%	-3.82	39.30	-	N/M*	1.05	-

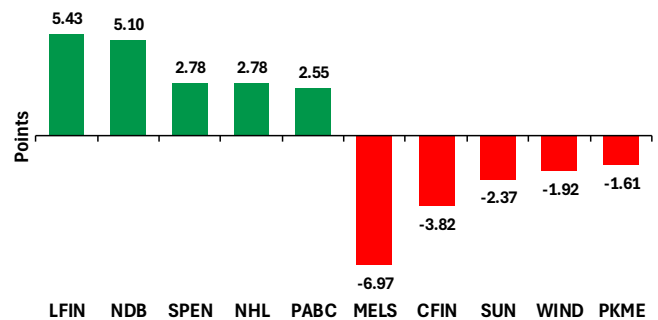
Top 5 Losers	Price (LKR)	Chg (LKR)	Chg (%)	TTM EPS (LKR)	BVPS (LKR)	DPS (LKR)	PER (X)	PBV (X)	DY
HOPL	53.50	(4.50)	7.76%	5.50	38.82	2.1	9.73	1.38	3.93%
AGST (X)	11.60	(0.90)	7.20%	0.29	16.78	-	N/M*	0.69	-
RPBH	51.60	(2.90)	5.32%	3.22	58.82	-	16.02	0.88	-
RCH	229.00	(12.50)	5.18%	30.52	458.99	1.00	7.50	0.50	0.44%
INME	1,807.50	(93.25)	4.91%	31.48	107.46	-	57.42	16.82	-

Top Crossings

Stock	Qty	Price	Turnover(LKR)
HHL	6,233,187	32.50	202,578,578
NDB	1,500,000	110.00	165,000,000
HNB(X)	100,000	337.50	33,750,000
CDB	500,000	44.00	22,000,000

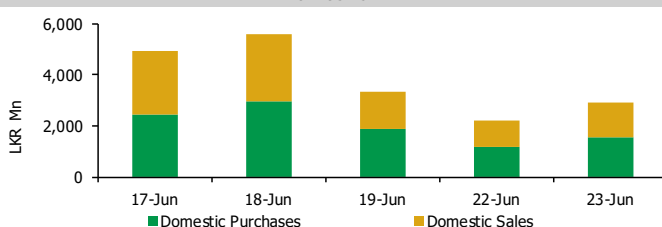
Contributors to ASPI

Positive Contributors (No.)	93	Negative Contributors (No.)	104
-----------------------------	----	-----------------------------	-----



Turnover Breakdown

Domestic



* Not Meaningful

Sources: CSE, Refinitiv Eikon

Daily Foreign Participation

Top Net Foreign Activities (Based on Value)

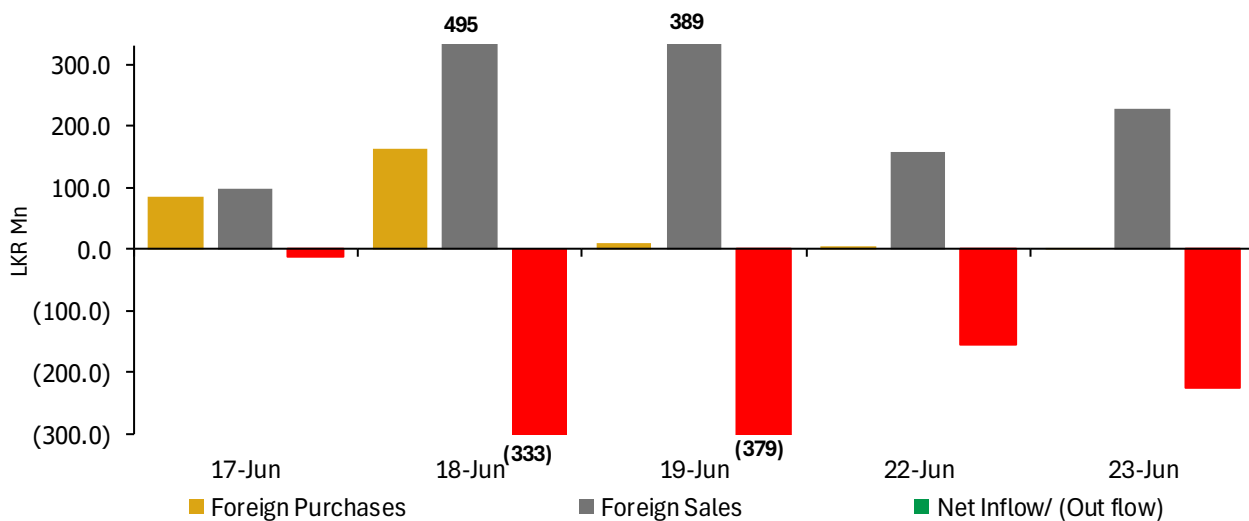
Top Net Foreign Purchases	LKR Mn	Top Net Foreign Sales	LKR Mn
CIC	513.71	DIAL	(29.55)
PKME	50.40	SIRA	(25.48)
EBCR	2.25	PLR	(23.92)
SINS	0.49	CINS(X)	(22.06)
ASIY	0.43	HBS	(11.94)

Annual Foreign Participation

Year	Foreign Purchases (LKR Mn)	Foreign Sales (LKR Mn)	Net (LKR Mn)
2020	53,023	104,246	(51,223)
2021	34,018	86,665	(52,647)
2022	67,484	36,878	30,606
2023	41,470	48,766	(7,296)
2024	48,686	58,579	(9,893)
2025	61,283	95,672	(34,389)
2026*	22,491	55,961	(33,470)

*From January 02 to June 23, 2026

Foreign Activities During Last 5 Days



Daily Turnover Breakdown by Sector

Sector	Turnover (LKR)	%
Capital Goods	423,387,568.00	27.09%
Banks	310,718,613.30	19.88%
Diversified Financials	150,222,625.15	9.61%
Consumer Durables & Apparel	105,325,719.10	6.74%
Utilities	100,105,471.30	6.74%
Food Beverage & Tobacco	93,119,947.15	5.96%
Materials	80,112,811.25	5.13%
Insurance	70,826,710.25	4.53%
Real Estate Management & Development	60,497,673.20	3.87%
Retailing	53,784,001.60	3.44%
Consumer Services	32,762,197.35	2.10%
Health Care Equipment & Services	23,802,250.50	1.52%
Telecommunication Services	23,129,385.90	1.52%
Energy	12,903,578.55	0.83%
Software & Services	9,160,682.20	0.59%
Transportation	6,103,360.45	0.59%
Commercial & Professional Services	6,103,360.45	0.33%
Food & Staples Retailing	5,134,040.55	0.10%
Household & Personal Products	1,617,128.20	0.02%
Automobiles & Components	360,096.00	0.01%

Total Turnover (LKR)	1,563,174,841
YTD Avg. Turnover (LKR)	4,559,428,149
Monthly Avg. Turnover (LKR)	2,339,308,542

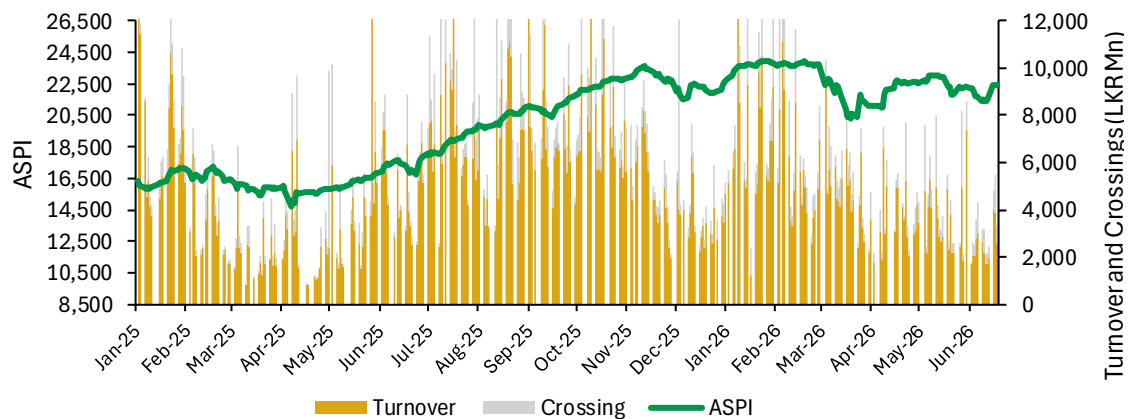
Source: CSE

Monthly Crossings as a % of Total Turnover

Month	Market Turnover (LKR Mn)	Crossings (LKR Mn)	Crossings as a % of Market Turnover
2025			
January	140,432	21,543	15%
February	58,416	9,859	17%
March	39,349	10,677	27%
April	48,268	19,460	40%
May	79,998	31,142	39%
June	91,895	11,014	12%
July	157,486	48,290	31%
August	124,835	51,169	41%
September	148,757	41,127	28%
October	157,220	39,477	25%
November	94,686	15,711	17%
December	68,772	19,083	28%
2026			
January	131,273	29,801	23%
February	106,729	29,230	27%
March	98,825	18,314	19%
April	65,791	11,244	17%
May	69,295	17,970	26%
June	39,770	11,113	28%

*Upto June 23, 2026

ASPI vs Market Turnover



Source: CSE

Top 5 Share Volume Contributors and Their Price Trends

17-Jun				18-Jun				19-Jun				22-Jun				23-Jun			
Stock	Price (LKR)	Chg (%)	Volume	Stock	Price (LKR)	Chg (%)	Volume	Stock	Price (LKR)	Chg (%)	Volume	Stock	Price (LKR)	Chg (%)	Volume	Stock	Price (LKR)	Chg (%)	Volume
SEMB	1.00	11.11%	34,714,342	SEMB	1.00	0.00%	23,455,161	SEMB	1.00	0.00%	15,773,197	SEMB	1.00	0.00%	1,262,975	SEMB	1.00	0.00%	11,117,029
HELA	0.80	14.29%	10,887,286	HELA	-	-	-	HELA	-	-	-	HELA	-	-	-	HELA	-	-	-
SDB	58.30	7.96%	8,607,483	SDB	58.50	0.34%	24,935	SDB	58.10	-0.68%	5,828	SDB	58.10	0.00%	44	SDB	57.00	-1.89%	8,582
HNBFB	9.40	-1.05%	2,867,614	HNBFB	9.40	0.00%	5,970,796	HNBFB	9.30	-1.06%	883,903	HNBFB	9.20	-1.08%	1,577,359	HNBFB	9.00	-2.17%	2,110,958
CRL	6.60	-2.94%	2,736,157	CRL	6.80	3.03%	568,591	CRL	6.50	-4.41%	363,406	CRL	6.40	-1.54%	286,232	CRL	6.20	-3.13%	645,457
				SEMB	1.00	0.00%	23,455,161	SEMB	1.00	0.00%	15,773,197	SEMB	1.00	0.00%	1,262,975	SEMB	1.00	0.00%	11,117,029
				MFPE	18.00	2.27%	8,662,787	MFPE	17.80	-1.11%	222,019	MFPE	17.80	0.00%	79,197	MFPE	17.50	-1.69%	64,500
				HNBFB	9.40	0.00%	5,970,796	HNBFB	9.30	-1.06%	883,903	HNBFB	9.20	-1.08%	1,577,359	HNBFB	9.00	-2.17%	2,110,958
				DIAL	45.70	1.56%	5,540,685	DIAL	45.90	0.44%	3,302,430	DIAL	45.90	0.00%	170,244	DIAL	45.90	0.00%	358,177
				CBNK	8.00	-4.76%	2,742,080	CBNK	8.00	0.00%	1,476,587	CBNK	8.00	0.00%	615,182	CBNK	8.20	2.50%	153,425
								SEMB	1.00	0.00%	15,773,197	SEMB	1.00	0.00%	1,262,975	SEMB	1.00	0.00%	11,117,029
								HHL	32.50	0.00%	8,650,902	HHL	32.40	-0.31%	259,560	HHL	32.50	0.31%	6,576,855
								ASPH	0.60	0.00%	3,872,534	ASPH	0.60	0.00%	4,677,184	ASPH	0.60	0.00%	5,543,697
								DIAL	45.90	0.44%	3,302,430	DIAL	45.90	0.00%	170,244	DIAL	45.90	0.00%	358,177
								JKH	20.40	0.00%	3,053,730	JKH	20.20	-0.98%	1,204,598	JKH	20.20	0.00%	2,952,961
												HHL	32.40	-0.31%	6,492,747	HHL	32.50	0.31%	6,576,855
												ASPH	0.60	0.00%	4,677,184	ASPH	0.60	0.00%	5,543,697
												SEMB(X)	0.30	-25.00%	3,420,474	SEMB(X)	0.30	0.00%	1,837,977
												SEYB	9.20	-1.08%	2,897,359	SEYB	102.50	-0.24%	8,745
												HNBFB	9.20	-1.08%	1,577,359	HNBFB	9.00	-2.17%	2,110,958
															SEMB	1.00	0.00%	11,117,029	
															HHL	32.50	0.31%	6,576,855	
															ASPH	0.60	0.00%	5,543,697	
															PAP	16.00	-2.44%	5,472,130	
															JKH	20.20	0.00%	2,952,961	

Source : CSE